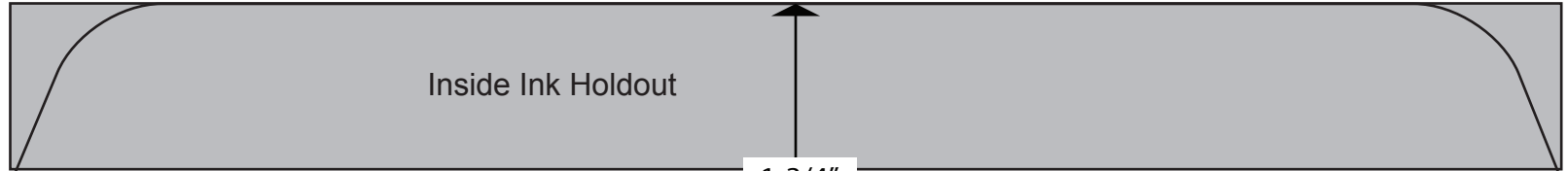


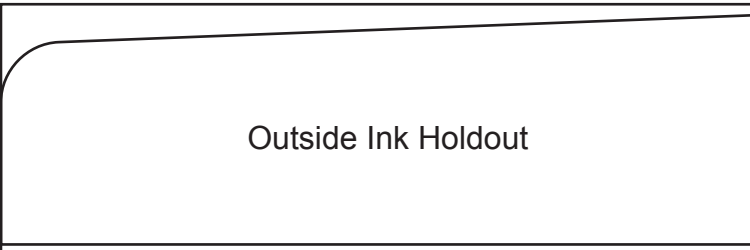
die mark must
print or reverse

die mark must
print or reverse

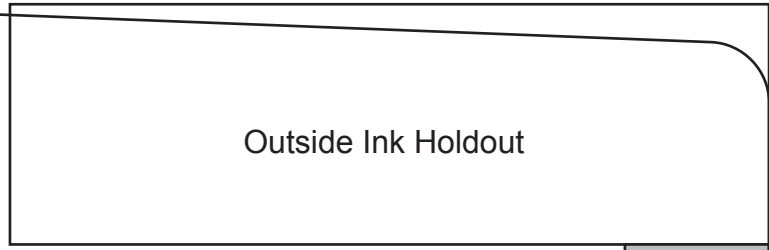


Inside Ink Holdout

1-3/4"



Outside Ink Holdout




Outside Ink Holdout

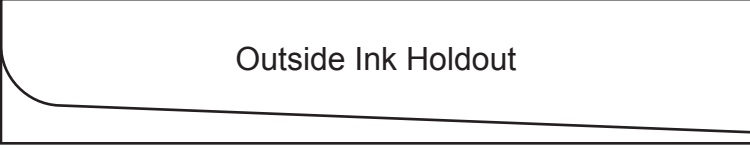
Die 405 (9 x 12 catalog (oe/cs)
1 up on 19-1/2 x 15-1/4



Inside Ink Holdout



Grain Direction



Outside Ink Holdout

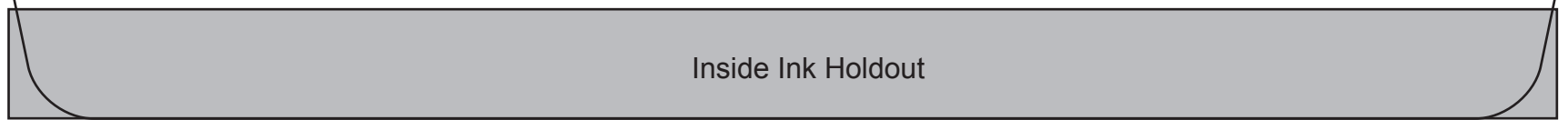


Outside Ink Holdout



- Please follow the exact die lines. It is important to keep the scale at 100%.
- It is essential that the grain run in the direction specified.
- The position of the envelope is critical to insure proper breakout in the die cutting process.
- Minor variations may occur in the die cutting and folding process. For best results, follow our layout.
- Envelope machines cannot fold perfect borders or bleeds. Designs with bleeds must wrap 1/8" around to back.
- This envelope may not be suitable for solid coverage envelopes where the ink extends beyond the cut lines. If you are running a full flood, please add gripper and color bar dimensions to the sheet size.
- Please mark your guide and gripper. Make sure that the stock is jogged.
- Knockout areas must be free of inks and varnishes otherwise glue, or gum may fail. Please call if you require a special layout for knockouts.

Thank you.



Inside Ink Holdout